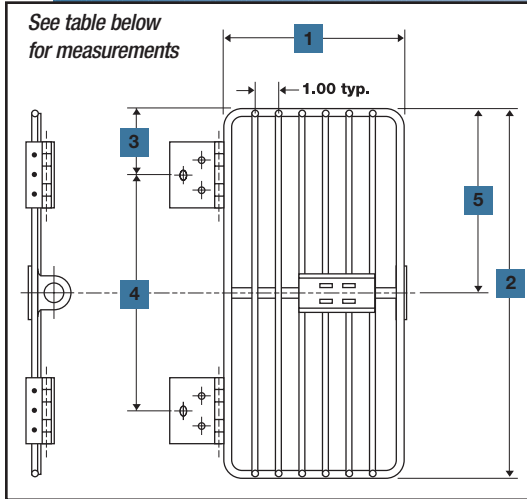


WIRE DOORS



RPC wire doors are suitable for music room, instrument and uniform storage as well as other commercial applications. Choose from RPC's wide selection of standard size wire doors. We can also supply doors to meet your custom size requirements. RPC can match your standard or custom color choice using a durable powder coat finish.

The doorframe wire is 5/16" in diameter. Vertical door wires are 3/16" in diameter and have beveled ends to produce a clean, finished look.


Wire doors are supplied complete with 5-knuckle hinges, a hasp welded to the doorframe and a label holder welded to the vertical wires. A mating Cabinet Hasp - Inset (No. 2102) is included with each door. A No. 2103 Cabinet Hasp - Onset, may be substituted for use in onset applications.

Stay Close Wire Door Latch

RPC now offers an enhanced stay close wire door latch option. The cabinet latch and door strike are constructed of 13 gage steel and are available in a bright chrome finish. This system allows the doors to be used in either a right or left hand application. The contour of the latch allows it to travel over the hasp until it falls into a positive locked position. This latching arrangement is available for both solid and wire grille doors. For security, the door can be locked with a padlock.



Ordering Information: To order wire doors with the Stay Close latch feature, add an "S" after the standard wire door part number (i.e., No. 2022S). The mating latch (left or right handed) will be included in your order.



Compartment Type	Part No.	1 Door Width in. [mm]	2 Door Height in. [mm]	3 Hinge Location in. [mm]	4 Distance Between Outside Hinges	5 Centerline Location	6 Number of Hinges	Comments
A*	2022	7.40" (188mm)	15.67" (398mm)	2.83" (72mm)	10.00" (254mm)	7.84" (199mm)	2	
B*	2024	11.77" (299mm)	15.67" (398mm)	2.83" (72mm)	10.00" (254mm)	7.84" (199mm)	2	
C*	2026	24.88" (632mm)	26.30" (668mm)	2.83" (72mm)	20.64" (524mm)	13.15" (334mm)	2	
D*	2028	24.88" (632mm)	39.61" (1006mm)	2.83" (72mm)	33.95" (862mm)	19.80" (503mm)	3	
E*	2030	22.83" (580mm)	79.45" (2018mm)	4.09" (104mm)	71.27" (1810mm)	39.73" (1009mm)	3	Double door w/label holder
E*	2031	22.83" (580mm)	79.45" (2018mm)	4.09" (104mm)	71.27" (1810mm)	39.73" (1009mm)	3	Double door w/o label holder
F*	2032	24.88" (632mm)	79.45" (2018mm)	4.09" (104mm)	71.27" (1810mm)	39.73" (1009mm)	3	
	2259	22.88" (581mm)	39.61" (1006mm)	2.83" (72mm)	33.95" (862mm)	19.80" (503mm)	3	Double door w/label holder
	2260	22.88" (581mm)	39.61" (1006mm)	2.83" (72mm)	33.95" (862mm)	19.80" (503mm)	3	Double door w/o label holder
	2261	22.88" (581mm)	26.30" (668mm)	2.83" (72mm)	20.64" (524mm)	13.15" (334mm)	2	Double door w/label holder
	2262	22.88" (581mm)	26.30" (668mm)	2.83" (72mm)	20.64" (524mm)	13.15" (334mm)	2	Double door w/o label holder
	2020	7.40" (188mm)	39.61" (1006mm)	2.83" (72mm)	33.95" (862mm)	19.80" (503mm)	2	
	2384	7.40" (188mm)	26.30" (668mm)	2.83" (72mm)	20.64" (524mm)	13.15" (334mm)	2	
Tolerances		+/- .06 (+/- 1.5)	+/- .06 (+/- 1.5)	+/- .03 (+/- 0.8)	+/- .06 (+/- 1.5)	+/- .03 (+/- 0.8)	N/A	

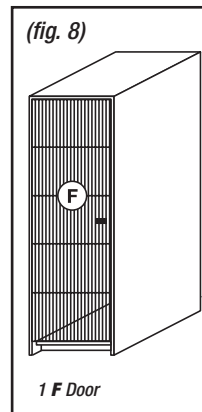
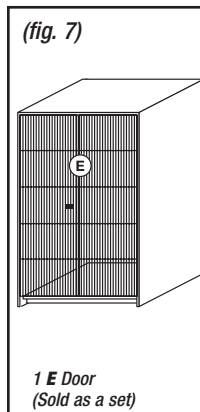
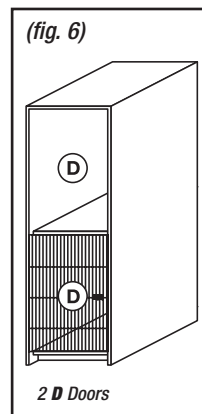
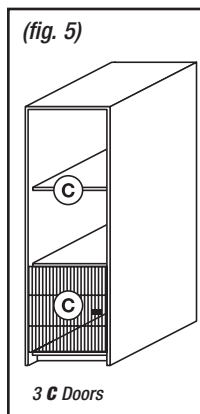
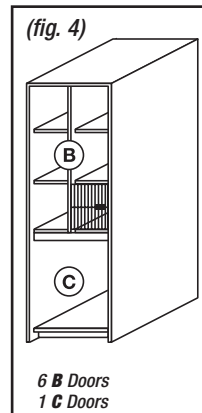
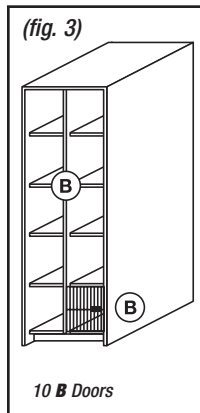
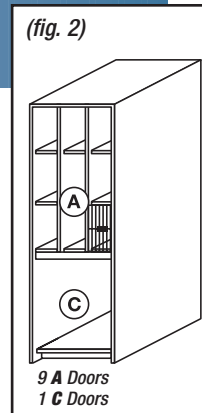
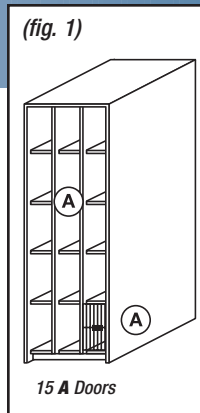
* Standard Wire Door Sizes

WIRE DOORS continued on next page.

Typical wire door cabinet dimension and design configurations are shown below. Contact RPC application engineering with your questions or your special requirements. See back cover for contact information.

Applications for STANDARD WIRE DOORS

15 "A" Doors: (fig. 1)	3 compartments wide inside dimension = 8.00" (203.2mm)
	5 compartments high inside dimension = 14.85" (377.2mm)
9 "A", 1 "C" Doors: (fig. 2)	3 compartments wide inside dimension = 8.00" (203.2mm)
	3 (top) compartments high inside dimension = 14.85" (377.2mm)
	1 compartment high inside dimension = 25.67" (652mm)
	1 spacer, recessed approx. 1", 5.03" high (25.4mm, 127.8mm)
10 "B" Doors: (fig. 3)	2 compartments wide inside dimension = 12.375" (314.3mm)
	5 compartments high inside dimension = 14.85" (377.2mm)
6 "B", 1 "C" Doors: (fig. 4)	2 compartments wide inside dimension = 12.375" (314.3mm)
	3 (top) compartments high inside dimension = 14.85" (377.2mm)
	1 compartment high inside dimension = 25.67" (652mm)
	1 spacer, recessed approx. 1", 5.03" high (25.4mm, 127.8mm)
3 "C" Doors: (fig. 5)	1 compartment wide inside dimension = 25.50" (647mm)
	3 compartments high inside dimension = 25.67" (652mm)
2 "D" Doors: (fig. 6)	1 compartment wide inside dimension = 25.50" (647mm)
	2 compartments high inside dimension = 38.63" (981.2mm)
"E" Doors (pair): (fig. 7)	Cabinet (outside dm): = 48" w x 30" d x 84" h (1219.2mm x 762mm x 2133.6mm)
	Toe Kick: 4" (101.5mm) from floor to bottom of shelf, recessed approx. 3" (76.2mm)
	Vertical Members = 3/4" thick (19.1mm)
	Top Horizontal Member = 3/4" thick (19.1mm)
	Shelf 1" (25.4mm) thick, recessed approx. 1" (25.4mm)
	1 compartment wide inside dimension = 46.50" (1118mm)
	1 compartment high inside dimension = 78.25" (1987.6mm)
1 "F" Door: (fig. 8)	1 compartment wide inside dimension = 25.50" (647.7mm)
	1 compartment high inside dimension = 78.25" (1987.6mm)



Cabinets for STANDARD WIRE DOORS (fig. 1 thru 6, and fig. 8)

Cabinet: (outside dimensions):	27" w x depth x 84" h, w/ 4" toe kick (685mm x depth x 2134mm, w/ 101.6mm toe kick)
Vertical Members:	3/4" Thick (19.1mm)
Top Horizontal Member:	3/4" Thick (19.1mm)
Shelves:	1" (25.4mm) Thick, recessed

To Calculate WIRE DOORS for NON-STANDARD CABINETS

Door Width* inside compartment opening minus 9/16" (14.2mm)

Door Height inside compartment opening plus 23/32" (18.3mm)

* If the inside compartment opening is greater than 36-9/16" (928.6mm) in width, two doors will be required, or if double compartment doors are desired, calculate the door width as follows: Inside compartment opening minus 27/32" (21.4mm) divided by 2.